



# GROW YOUR PORTFOLIO

 **Alphabet**  
Investment



## Note from the CEO's Desk

In recent times, Investors are asking me these 3 things:

1. Impact of the Ukraine war
2. Impact of US Fed rate hike
3. Impact of Inflation

Globally markets are witnessing a heightened volatility. We at Alphabet Investment have emphasized on the need to be cautious and had recommended our investors to stagger their investments as valuations seemed on the higher end.

## Current 'Uncertainty' - Reasons for Equity Markets turning Bearish

### Impact of the Ukraine war

- In September 2001, the world 9/11(Twin Tower attack)– markets plummeted by 22.4% but recovered in 48 days.
  - In March 2003, the Iraq war happened – markets once again declined by 9.4% but recovered in 49 days.
- There have been multiple other such instances as well. With history as our witness war like uncertainties have always provided an opportunity to invest.

### Impact of US Fed rate hike and Indian hike in Repo Rate

- Between April 04 and April 06 the US hiked the rate from 1.03% to 4.86% - Nifty delivered 95% during this period.
- Between Dec 15 and Dec 18 - the US hiked the rate from 0.13% to 2.40% -Nifty return during this period was 36.5%

This will reduce covid stimulus liquidity. However, Indian equity markets have done well in 11 out of 12 such times

### Impact of Inflation

Currently India has multiple positives to focus on and moderate inflation has not been an issue for Indian equity markets even in the past.

- Nifty earnings are strong and at 20.8X multiple is now available at a reasonable valuation.
- Integral reforms like GST have provided further stability
- Healthy banks ready to lend and Corporates currently having low leverage on their balance sheets will enable growth.
- India on track to being the fastest growing economy in the world as per IMF.

Chinese Lockdown – will impact the supply chain disruption but companies are already diversifying away from China and Indian Markets once again will mitigate this impact with a strong focus on Make in India

Crude above \$100 / barrel – expected to remain over next 6 months will eventually stabilize.



## Invest or Not to Invest is the Question?

We reiterate investors must look at parameters like adaptable and competitive companies, growth prospects, competent managements and investment valuations to mention a few.

Bad times in a market also mean low prices and cheap valuations, once good times return valuations increase as well and thus create wealth for investors.

We must continue to invest in strong and competitive companies that are available at fair valuations. Uncertainty will always remain in some form or the other and this is what makes a market place. It is essential as to how we react and what we do with this uncertainty

## When is the best time to Invest?

Invest in DIPs and not on TIPs - Courage in not absence of fear but knowing fully that one can go wrong but still back one's conviction! Waiting for the war to end is not the way to go. The best time to Invest is TODAY, provided you invest with an appropriate strategy in good investment options.

Surprises always come along the way some positive while others negative. With history as our witness, it's highly improbable to perfectly time the market.

How we respond to these events is of utmost importance rather than attempting to predict them, cause we simply CANNOT.

Sometimes it is essential to take a step back & reflect. We must continue to remain patient and discuss the best way forward with your wealth managers.

Yours sincerely,  
Pratik Dodhia  
Founder & CEO  
Alphabet Investment



# FACTSHEET

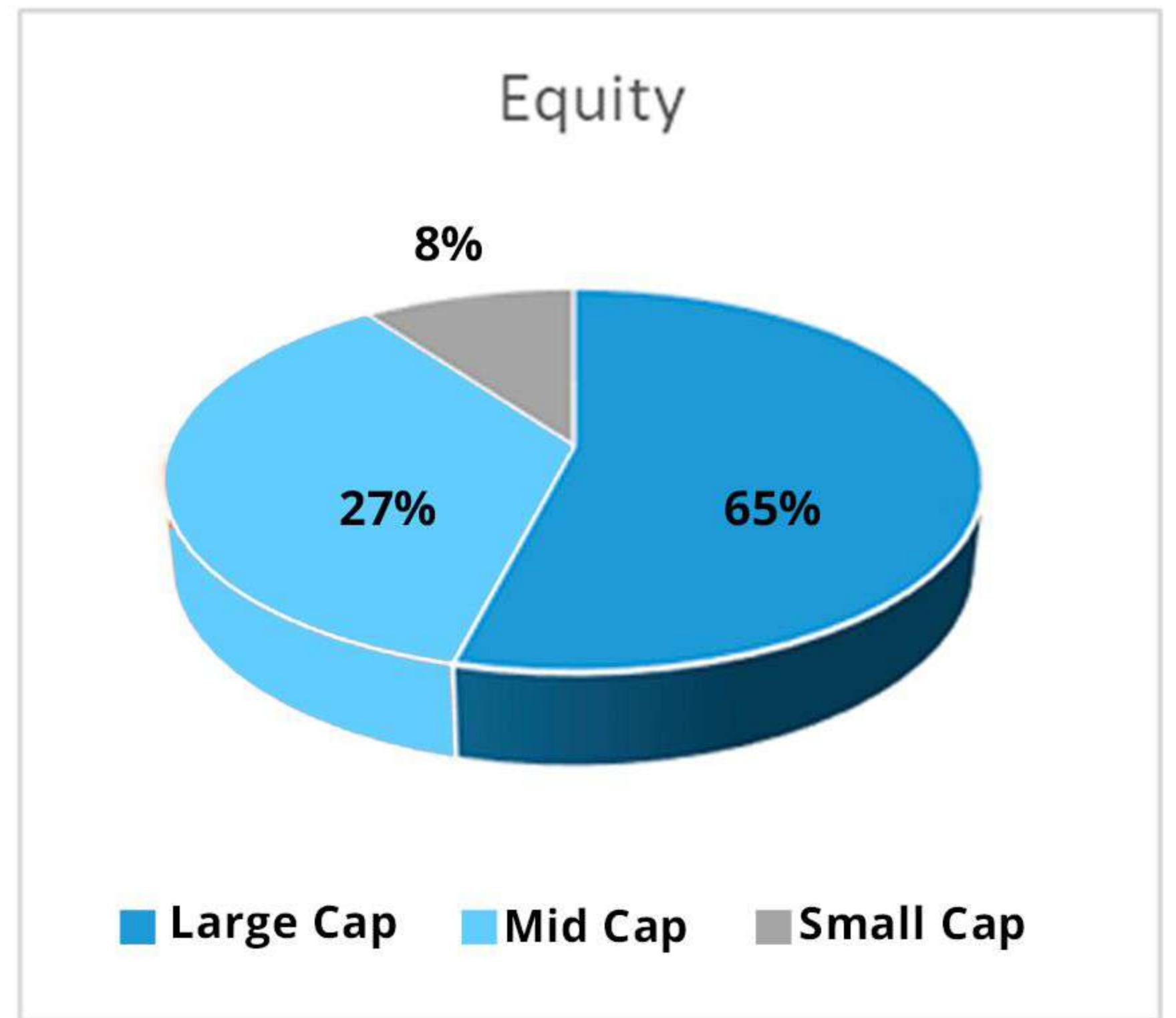
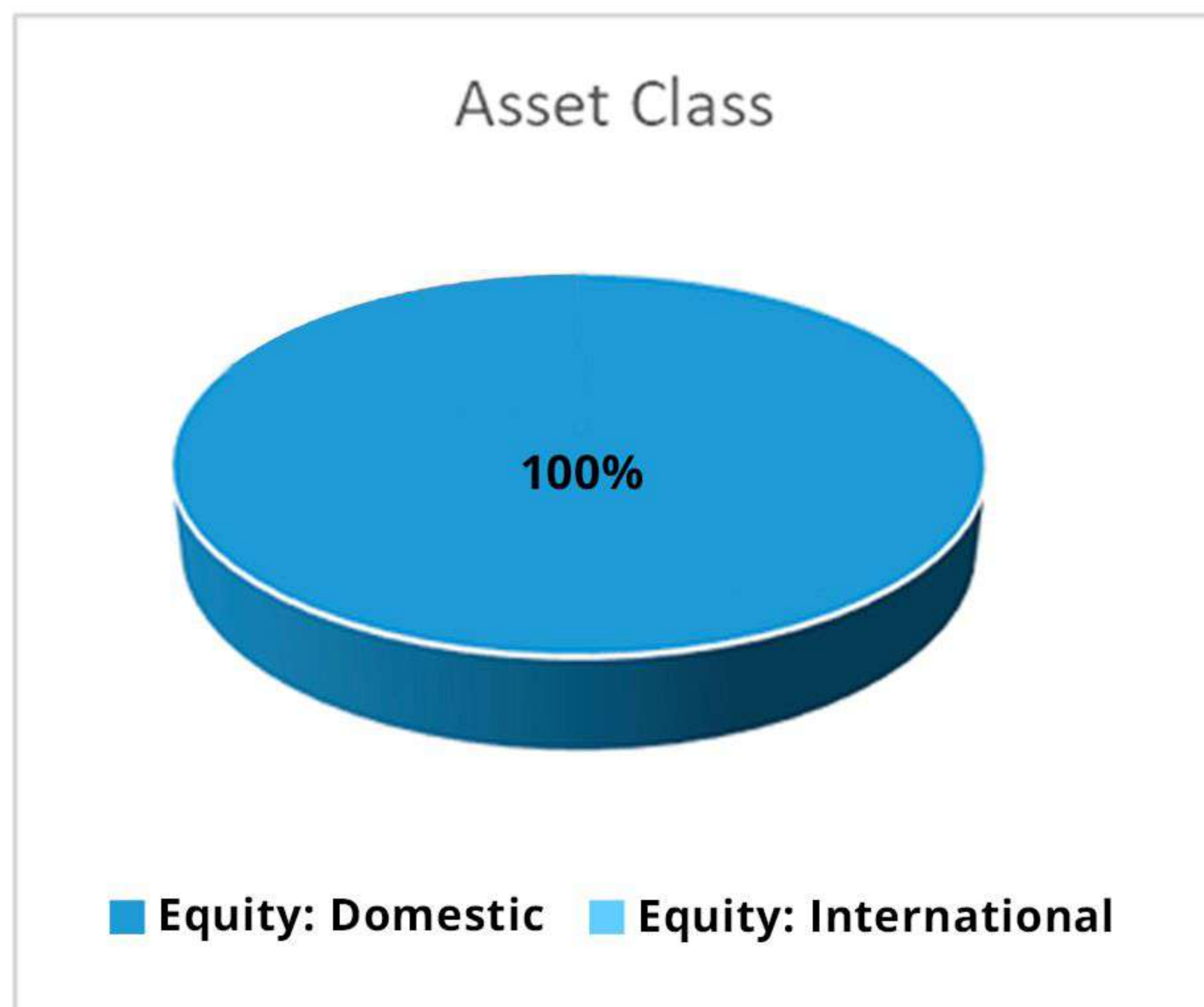
AUG, 2022

Portfolio	Growth
Structure	Open Ended
Exit Load	1% (for redemption within 1 year)
Equity	100%
Tactical Allocation	+/- 10% Debt
Strategy	Diversified Equity



**Investment Objective:** To generate long term capital appreciation from a portfolio of equity and equity related securities.

## Market Cap Allocation



## Scheme Performance:

Portfolio Strategy	1 Mth	3 Mth	6 Mth	1 Year	3 Year	5 Year	10 Year
Alpha Growth	3.99%	9.02%	9.15%	10.74%	22.55%	13.28%	15.87%

## Sectoral Holding:

Top 10 Sectors	%
Finance	20.62%
Automobile	10.50%
Capital Goods	8.65%
Energy	7.36%
Technology	7.12%
Consumer staples	6.54%
Healthcare	6.47%
Materials	6.19%
Services	4.73%
Chemicals	4.12%

# FACTSHEET

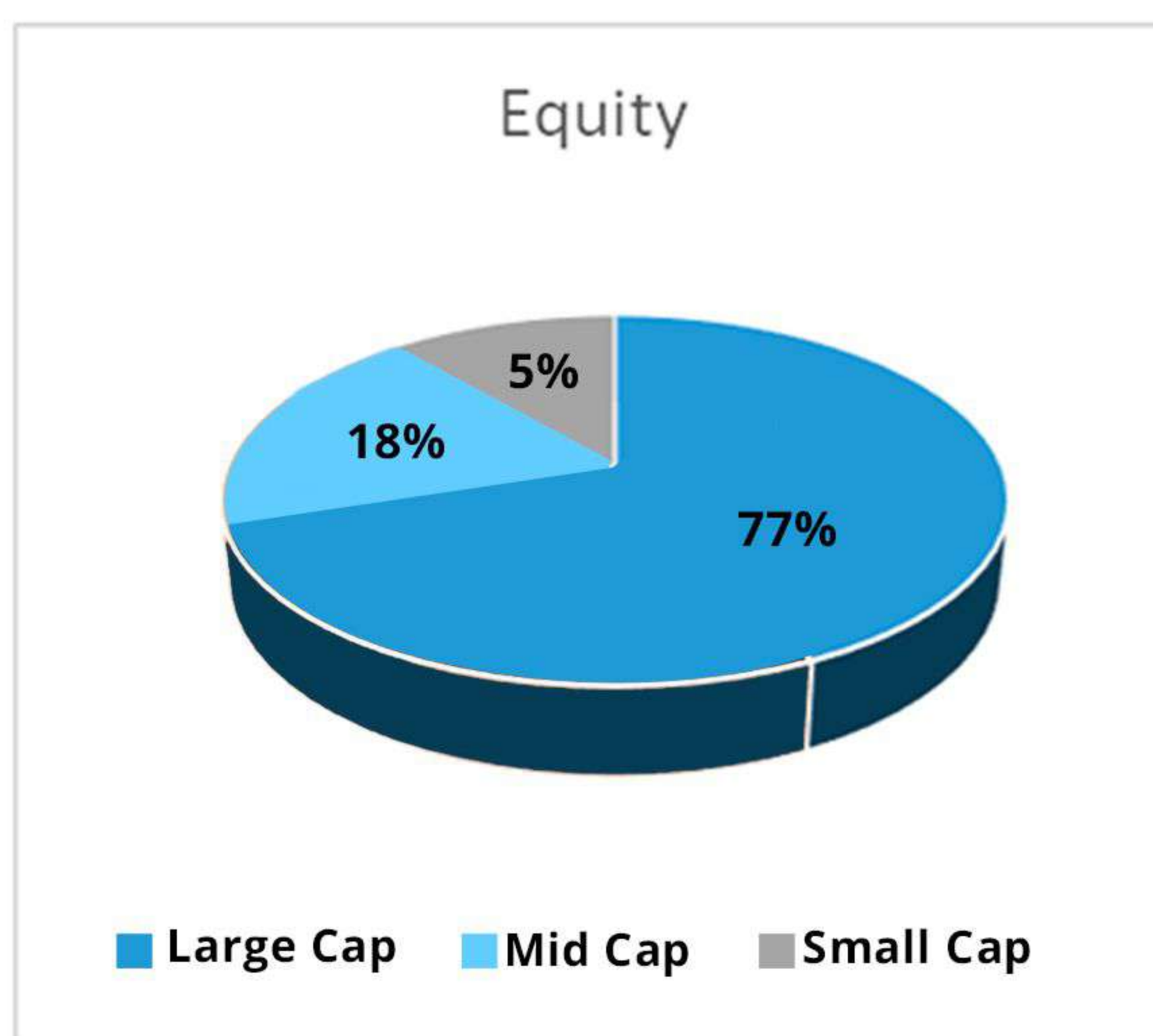

AUG, 2022

Portfolio	Balanced
Structure	Open Ended
Exit Load	1% (for redemption within 1 year)
Equity : Debt : Gold	75:20:5
Tactical Allocation	+/- 5% in any segment
Strategy	Multi Asset (Multi Cap)



**Investment Objective:** To generate long term capital appreciation from a portfolio of equity and equity related securities with a tactical allocation to debt and gold for a little stability.

## Market Cap Allocation



## Scheme Performance:

Portfolio Strategy	1 Mth	3 Mth	6 Mth	1 Year	3 Year	5 Year	10 Year
Alpha Balanced	1.46%	5.23%	3.39%	4.74%	14.43%	10.56%	12.88%

## Sectoral Holding:

Top 10 Sectors	%
Finance	31.72%
Technology	11.82%
Energy	10.78%
Automobile	5.93%
Healthcare	5.75%
Construction	5.66%
Consumer staples	5.31%
Materials	5.20%
Capital Goods	3.92%
Communication	2.86%

# FACTSHEET

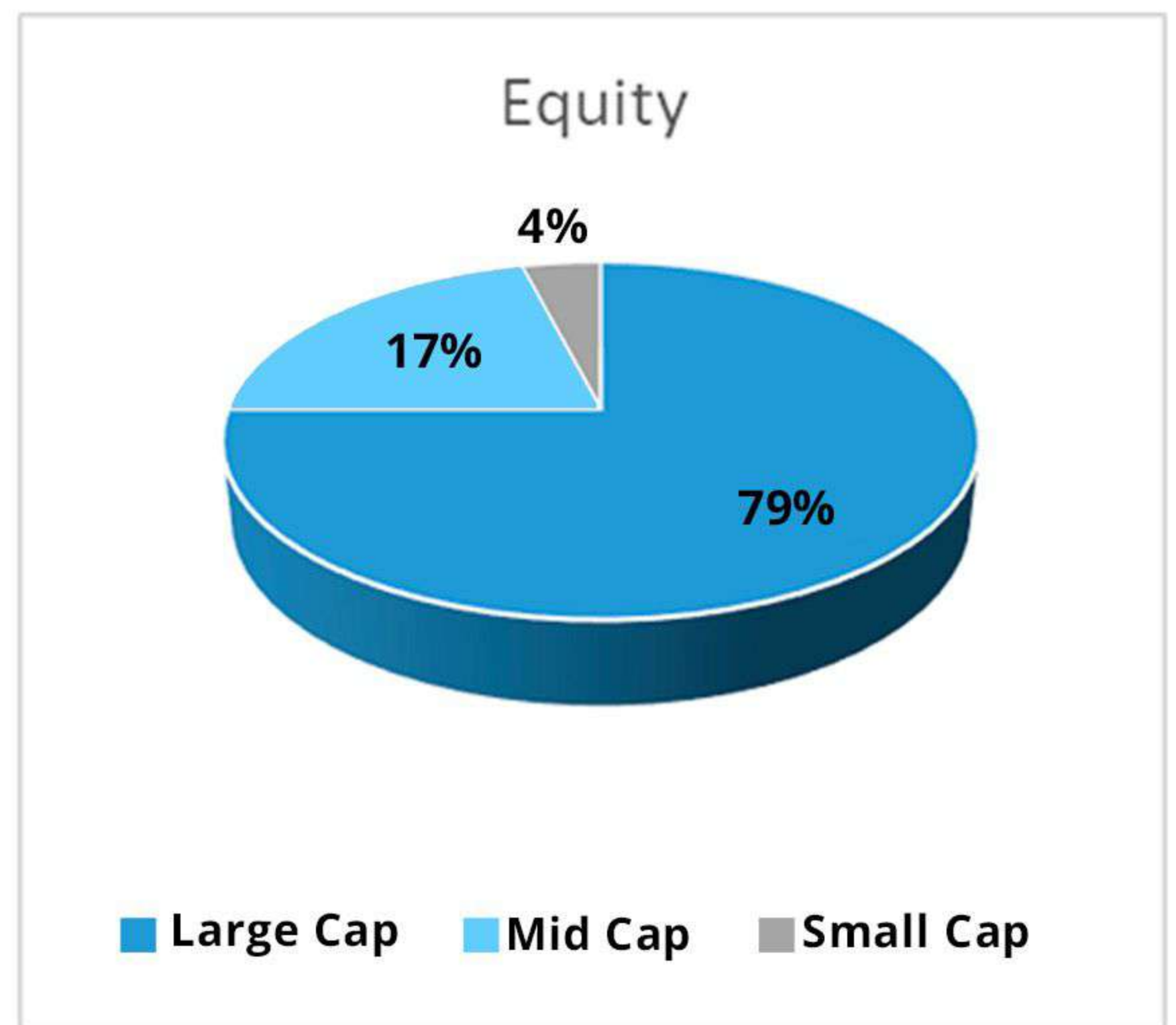

AUG, 2022

Portfolio	Asset Allocation
Structure	Open Ended
Exit Load	1% (for redemption within 1 year)
Equity : Debt : Gold	65:25:10
Tactical Allocation	+/- 5% in any segment
Strategy	Multi Asset (Multi Cap)



**Investment Objective:** To generate sustainable less volatile capital appreciation from a portfolio of equity and equity related securities, debt and gold. Portfolio buys equity at lower prices and sells at higher prices to generate better returns.

## Market Cap Allocation



## Scheme Performance:

Strategy	1 Mth	3 Mth	6 Mth	1 Year	3 Year	5 Year	10 Year
Alpha Asset Allocator	2.26 %	5.00 %	4.13 %	5.94%	14.04 %	9.70%	12.27 %

## Sectoral Holding:

Top 10 Sectors	%
Finance	30.57%
Technology	10.55%
Energy	10.03%
Consumer staples	8.32%
Automobile	6.82%
Healthcare	5.81%
Construction	4.53%
Capital Goods	4.50%
Communication	3.73%
Service	3.45%

# FACTSHEET

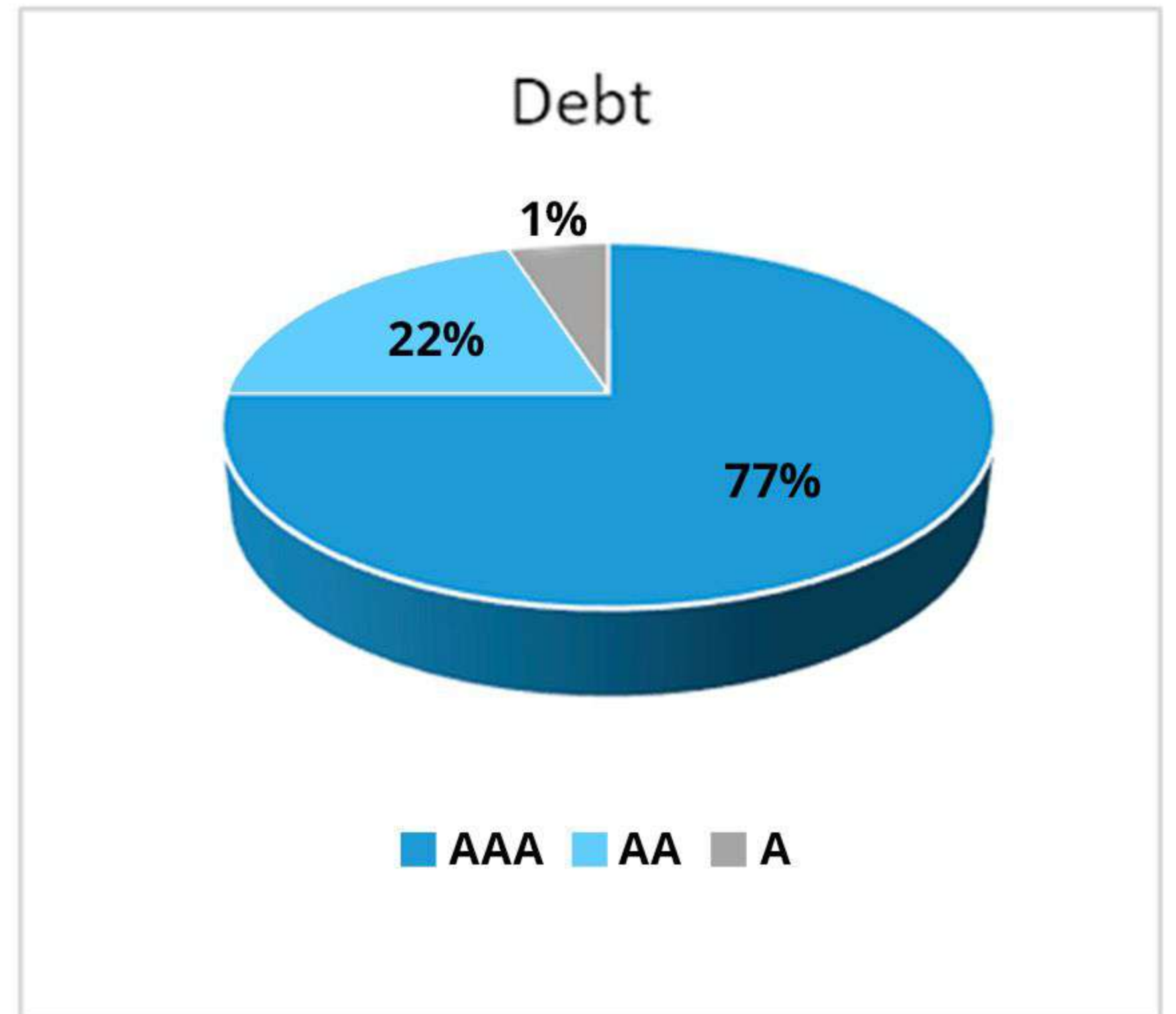

AUG, 2022

Portfolio	Conservative
Structure	Open Ended
Exit Load	Within 1 Year 1%
Equity : Debt	30:70
Tactical Allocation	+/- 5% in any segment
Strategy	Multi Asset (Multi Cap)



**Investment Objective:** To generate stable returns through debt allocation with opportunistic plays on duration for capital appreciation. A smaller tactical equity allocation to provide greater capital appreciation in an attempt to beat inflation.

## Market Cap Allocation



## Scheme Performance:

Portfolio Strategy	1 Mth	3 Mth	6 Mth	1 Year	3 Year	5 Year	10 Year
Alpha Conservative	1.95%	4.07%	3.87%	6.10%	11.60%	8.17%	10.89%

## Sectoral Holding (Equity):

Top 10 Sectors	%
Finance	23.5%
Automobile	11.3%
Capital Goods	9.4%
Technology	7.9%
Energy	5.8%

## Security Type (Debt):

Security Type	%
Government Securities	53.23%
Bonds / Debentures	41.25%
Short Term Debt	3.27%
CD's / CP's	2.25%

# FACTSHEET

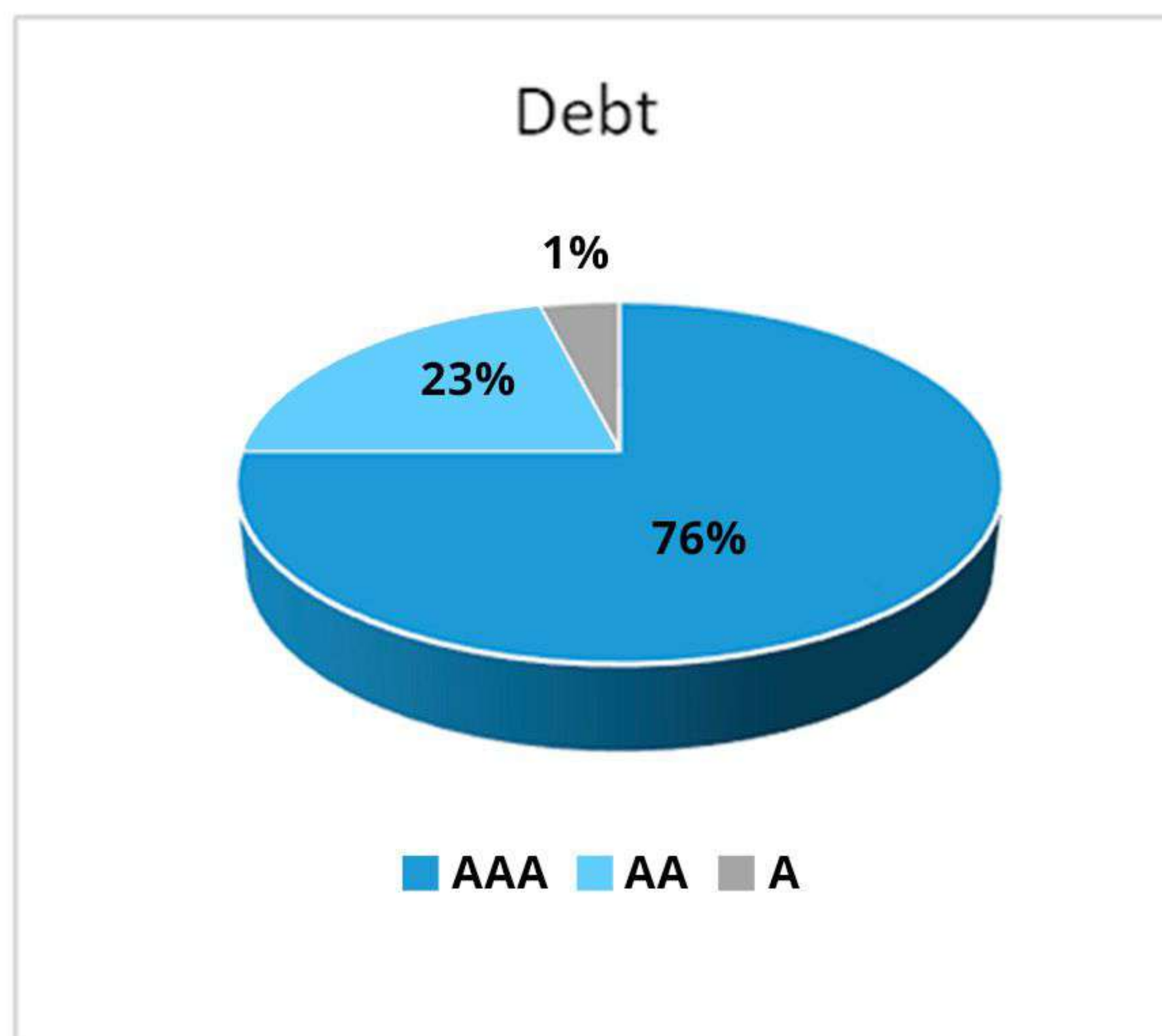

AUG, 2022

Portfolio	Defensive
Structure	Open Ended
Exit Load	Within 1 Year 1%
Pure Debt	100%
Strategy	Debt Investment with minimum risk



**Investment Objective:** To generate secure and stable returns with capital protection. Complete allocation to Debt. Aim is to generate better post taxation returns as compared to Fixed Deposits by using indexation benefit

## Market Cap Allocation



## Scheme Performance:

Portfolio Strategy	1 Mth	3 Mth	6 Mth	1 Year	3 Year	5 Year	10 Year
Alpha Defensive	1.17%	2.71%	2.45%	4.54%	7.72%	6.96%	8.82%

## Sectoral Holding:

Security Type	%
Government Securities	55.84%
Bonds / Debentures	39.63%
Short Term Debt	1.59%
CD's / CP's	2.94%





Sr No	Alpha Strategy	1 Month	3 Month	6 Month	1 Year	3 Year	5 Year	10 Year
1	Alpha Growth	3.99%	9.02%	9.15%	10.74%	22.55%	13.28%	15.87%
2	Alpha Balanced	1.46%	5.23%	3.39%	4.74%	14.43%	10.56%	12.88%
3	Alpha Asset Allocation	2.26%	5.00%	4.13%	5.94%	14.04%	9.70%	12.27%
4	Alpha Conservative	1.95%	4.07%	₹0.04	6.10%	11.60%	8.17%	10.89%
5	Alpha Defensive	1.17%	2.71%	2.45%	4.54%	7.72%	6.96%	8.82%

### Our Wealth Management & Investment Services :



Wealth Management



Mutual Funds



Portfolio Management Services



Fixed Income Products



Arbitrage Fund  
\$8-9% returns



Financial Planning & Advisory



Demat of Physical Share Certificates



Estate Planning / Wealth Transfer

### Contact Details:

Company: Alphabet Investment

Pratik Dodhia (Founder & CEO) Mob (WhatsApp): +91 98201 08890

Email: [pratik@alphabet-investment.com](mailto:pratik@alphabet-investment.com) | Website: [www.alphabet-investment.com](http://www.alphabet-investment.com)